

# 3-3/8" Diameter Stock Motors




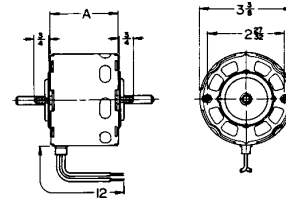
## Room Air Conditioning & Double Blowers

### Double Shaft – Shaded Pole & PSC – 60 Hz – Continuous Duty, Air Over

OEM replacement for Day & Night, Carrier, Trade Wind, Thermador, Gibson, Sears, Whirlpool, etc.

**Features:** Thermally Protected • Open and Closed Construction Applications

**Applications:** Double Blower • Room Air Conditioning • Heaters



Stock No.	Hp	Volts	RPM	Amps	Speeds	Capacitor	"A"	Shaft Diameter & Length	Iron Stack	Connection Diagram No.*	Notes
9400	1/15-1/25-1/35	115	1000	1.5-1.0-.8	3	4MFD-370V	4-5/8	5-5/8 x 3/8 x 5-5/8	2	14u	
659	1/18	115	1330-1130	1.85	2	ShadedPole	3-3/8	3-1/8 x 5/16 x 2-3/8	1-7/8	7u	
9520	1/50-1/100-1/150	115	1550	.9-.5,.4	3	ShadedPole	2-3/4	1 x 5/16 x 2-1/2	1-1/8	<b>Discontinued</b>	
378	1/50-1/70	208-230	1550	.40-.20	2	Shaded Pole	2-1/4	2-1/2 x 1/4 x 2-1/2	7/8	7u	
350	1/40-1/60	115	1550	1.0-.70	2	Shaded Pole	2-1/2	1-3/4 x 5/16 x 1-3/4	1-1/8	7u	
10	1/125-1/200	115	1550	.57-.34	2	Shaded Pole	1-7/8	1-3/4 x 1/4 x 1-3/4	1/2	7u	
314	1/40	115	1550	.90	1	ShadedPole	2-1/2	2-3/8 x 5/16 x 2-3/8	1-1/8		
324	1/25	115	1550	1.8	1	ShadedPole	3	2 x 5/16 x 2	1-1/8		1
359	1/20-1/30	115	1550	2.7-1.4	2	ShadedPole	3-1/8	4 x 5/16 x 4	1-3/8	7u	1
02	1/15	115	1550	2.6	1	ShadedPole	3	2 x 5/16 x 2	1-5/8		1
356	1/15-1/25-1/30	115	1550	2.7-1.9-1.6	3	ShadedPole	3-1/4	2-3/4 x 5/16 x 2-1/2	1-7/8	26u	
377	1/15-1/25-1/30	115	1550	2.6-1.9-1.6	3	ShadedPole	3-1/4	6-1/2 x 5/16 x 6-1/2	1-7/8	26u	1
9521	1/15-1/25	115	1550	1.0-.9	2	4MFD-370V	4	5 x 3/8 x 5	1-1/2	65u	
634	1/15	120	1600	2.1	1	ShadedPole	3-11/32	2-1/2 x 5/16 x 2-1/2	1-5/8		
757	1/12-1/20-1/30	115	1550	3-2.1-1.7	3	ShadedPole	35/8	5-3/4 x 5/16 x 5-3/4	2-1/8		
447	1/12-1/20-1/25	115	1550	1.4-.90-.70	3	5MFD-370V	4	6 x 5/16 x 6	1-3/4	14u	
9419	1/40-1/70	115	3000	1.2-.6	2	ShadedPole	2-7/8	3 x 1/4 x 3	7/8	7u	
11	1/30	115	3000	1.1	1	ShadedPole	2-7/8	1-1/2 x 1/4 x 1-1/2	7/8		
979	1/30	230	3000	0.6	1	ShadedPole	2-3/4	2-1/4 x 1/4 x 2-1/4	1-1/8		
977	1/15	230	3000	1.2	1	ShadedPole	3-3/8	2-1/4 x 1/4 x 2-1/4	1-5/8		
9449	1/30	115	3000	1.4	1	ShadedPole	3-5/8	3-1/4 x 1/4 x 3-1/4	1-1/8		

**Notes:**  
1. Special OEM Replacement Motor (See Pages 97-122)  
\*See Pages 160-163 for Connection Diagram